

ITAL MACHINERY

MACCHINA ITALIANA

**CONCRETE
BATCHING
PLANT**



High quality concrete can be produced for all kind of projects where concrete is used by ready mix concrete plants. There are stationary, mobile, compact and on-site type concrete plants available, which can be chosen according to project type, place of use and capacity requirement.

MOBILE CONCRETE BATCHING PLANTS

Mobile Concrete Batching Plants offer the latest technology and engineering solution to the customers with their fast and effective operation capabilities on site applications.




**CONCRETE
BATCHING PLANT**

ITAL MACHINERY

MACCHINA ITALIANA

G-MINI30

Mini Mobile Concrete Batching Plants



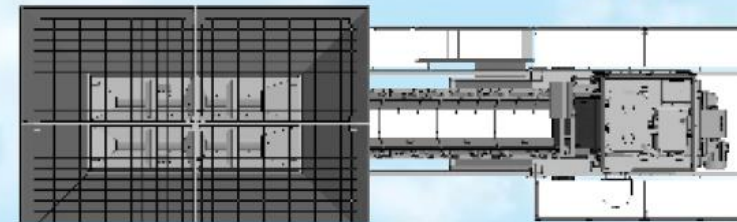
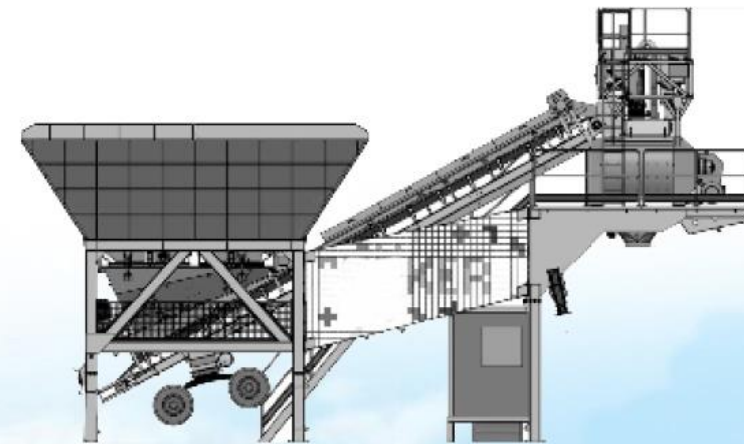
DETAIL	G-MINI30-3/PN
Model	G-MINI30-2/PN - 3/PN - 4/PN
Plant Model	Trailer Type Concrete Batching Plant With Pan Mixer Th. 30 m ³
Output Capacity	30 m ³ /h
Inline Bin	2 - 3 - 4
Storage Capacity	2/PN: 2x7,5 = 15 m ³ - 3/PN: 5x3 = 15 m ³ - 4/PN: 4x5 = 20 m ³
Cement Weighing Bunker	300 kg
Water Weighing Bunker	200kg
Additive Weighing Bunker	22 lt
Mixer	750/500 pan mixer
Air Compressor	yes
Screw Conveyor for Cement	optional
Cement silos	optional
Control System	yes
Mobility	Rear Axle X 1 nos. Tyres
Discharge Conveyor	10 mtr. length (Optional)
Weight Approx	13 ton
Connected Load	45 kw



30m³ - 60m³ Mobile Concrete Batching Plants




MODEL		MobilMix60S	ModulMix30	ModulMix60	ModulMix100
Capacity / Hour	m ³	50 - 60	20 - 30	50 - 60	90 - 100
Mixer Type	m ³	Planetary Twin Shaft	Planetary	Planetary Twin Shaft	Twin Shaft
Dry Filling Capacity	m ³	1500	750	1500	3000
Compacted concrete - Output	Liter	1000	500	1000	2000
Agrega Depolama	m ³	4x10=40	4x7,5=30	4x10=40	4x20=80
Aggregate Compartments	Each	4	4	4	4
Aggregate Weighing Hopper Capacity	m ³	4	4	4	6
Additive Hopper Capacity	kg	15	15	15	30
Cement Weighing Hopper Capacity	Liter	800	350	800	1200
Water Weighing Hopper Capacity	Liter	300	150	300	600
Total Power	kW	105	90	105	170
Aggregates Loading System	mm.	800x14000	800x14000	800x14000	800x14000
For Aggregates Loading System Hopper Capacity	m ³	4	4	4	4
Voltage	400V-50HZ (Various alternatives)				

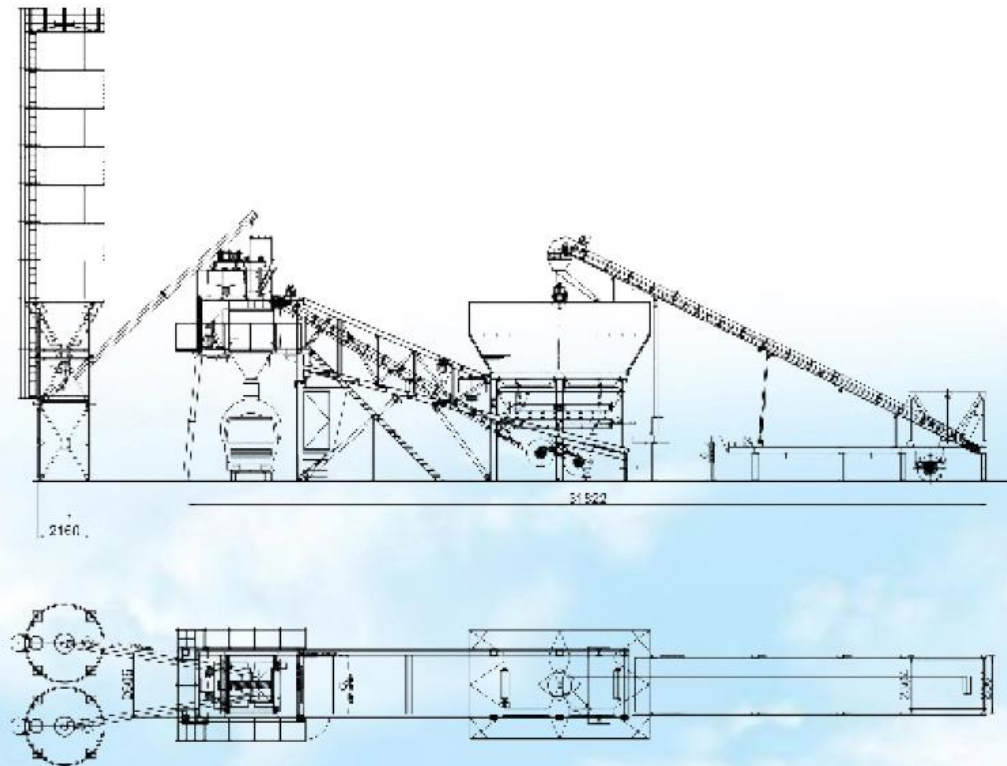


ModuleMix: It is fully containerized
MobileMix: With top-mounted 40 ton cement silo option

100m³ - 120m³ Mobile Concrete Batching Plants



MODEL		Super MobilMix100	Super MobilMix120
Capacity / Hour	m ³	100	120
Mixer Type	m ³	Twin Shaft	Twin Shaft
Dry Filling Capacity	m ³	3000	4500
Compacted concrete - Output	Liter	2000	3000
Aggregate Stocking	m ³	4x20=80	4x20=80
Aggregate Compartments	Each	4	4
Aggregate Weighing Hopper Capacity	m ³	6	10
Addive Weighing Hopper Capacity	kg	30	10
Cement Weighing Hopper Capacity	kg	1200	1200
Water Weighing Hopper Capacity	kg	600	800
Total Power	kW	170	200
Aggregates Loadign System	mm	800x14000	800x14000
For Aggregates Loadign System Hopper Capacity	m ³	4	4
Voltage	400V-50Hz (Vorious alternatives)		



COMPACT CONCRETE BATCHING PLANTS


Compact concrete plants are designed for easy, simple configuration and fast transportation. The plants can be moved with a single pallet or a single 40 feet container. With low operating and maintenance costs, they are the right choice for dependable, efficient power. Designed with best-in-class technology, compact batching plants are reliable even under the toughest conditions. Optional coating is available. We offer fast, responsive customer support and spare parts delivery should you need assistance.

CONCRETE
BATCHING PLANT

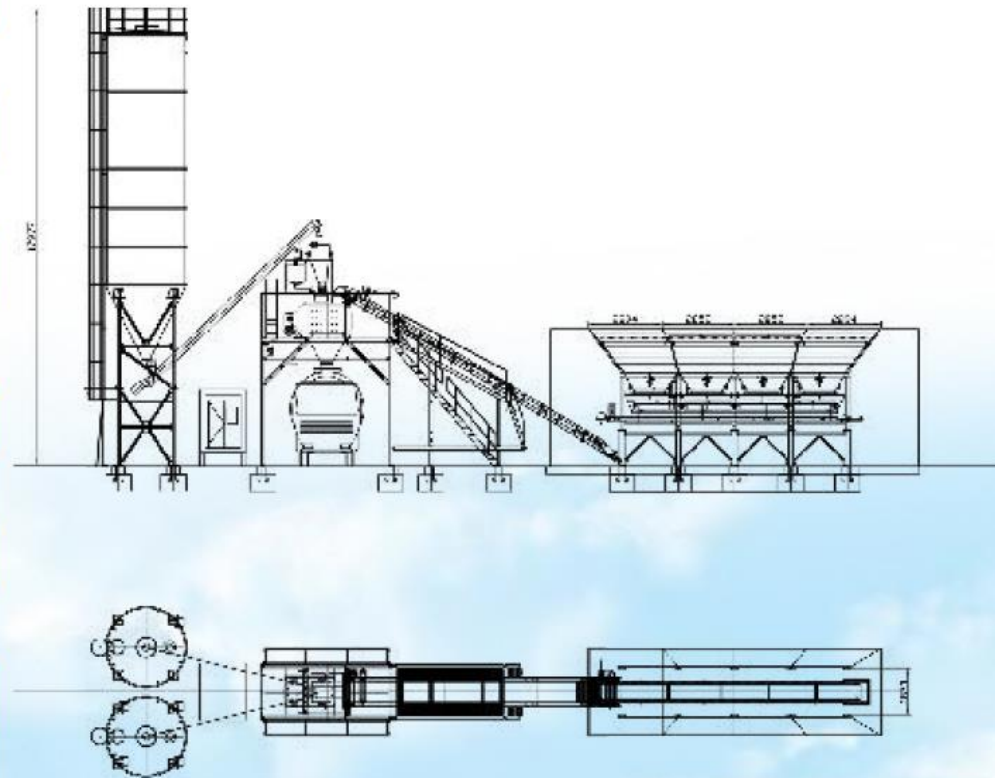
ITAL MACHINERY
MACCHINA ITALIANA



30m³ - 60m³ Compact Concrete Batching Plants



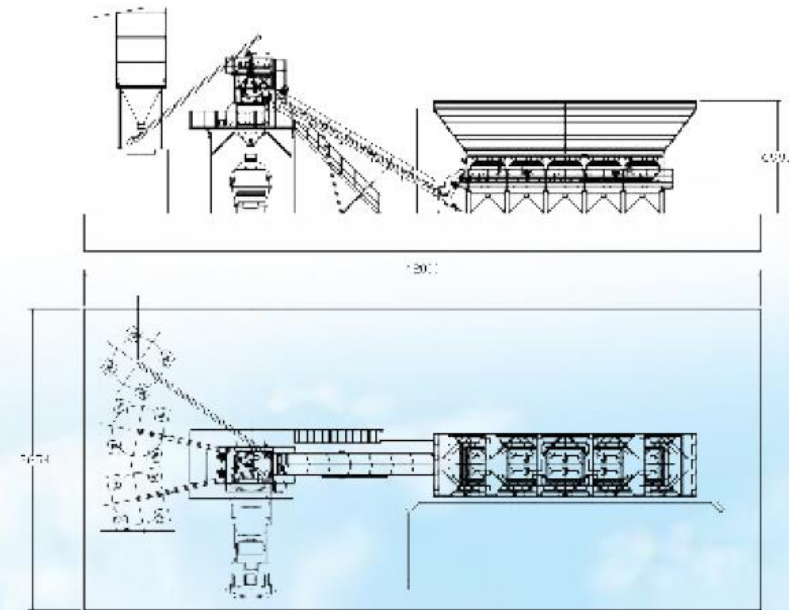
MODEL		CompactMix30	CompactMix60
Capacity/hr	m ³	30	60
Mixer Type	m ³	Planetary	Planetary Twin Shaft
Mixer Capacity	Liter	500	1000
Dry Filling Capacity	Liter	750	1500
Compacted Concrete - Output	Liter	500	1000
Aggregate Stocking	m ³	45 - 80	45 - 80
Aggregate Compartments	Each	3 - 4	3 - 4
Aggregate Weighing Hopper Capacity	m ³	2,5	4
Additive Hopper Capacity	Kg	15	15
Cement Weighing Hopper Capacity	Kg	300	800
Water Weighing Hopper Capacity	Kg	150	300
Total Power	kW	90	105
Voltage	400V-50HZ (Various alternatives)		



80m³ - 100m³ - 120/150m³

Compact Concrete Batching Plants

MODEL		CompactMix80	CompactMix100	CompactMix120/150
Capacity/hr	m ³	80	100	120
Mixer Type	m ³	Twin Shaft	Twin Shaft	Twin Shaft
Mixer Capacity	Liter	1700	2000	3000
Dry Filling Capacity	Liter	2500	3000	4500
Compacted Concrete - Output	Liter	1700	2000	3000
Aggregate Stocking	m ³	60 - 100	4X25=100	4X25=100
Aggregate Compartments	Each	3 - 4	4	4
Aggregate Weighing Hopper Capacity	m ³	6	10	10
Additive Hopper Capacity	Kg	15	30	50
Cement Weighing Hopper Capacity	Kg	800	1000	2000
Water Weighing Hopper Capacity	Kg	300	600	800
Total Power	kW	180	200	200
Voltage	400V-50HZ (Various alternatives)			



STATIONARY CONCRETE BATCHING PLANTS

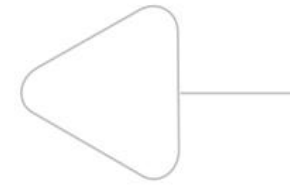
Concrete Batching Plants have the state-of-the-art-technology for Industrial concrete production for Ready-Mix, Precast, Block and Pipe producers and others. Concrete Batching Plants are equipped with Twinshaft and Planetary type of mixers, which provide economical feasibility, durability and consistency in the production of high quality concrete. We are able to provide service to customers such as Ready-Mix Concrete Producers, Contracting Companies and Pre-cast Factories.



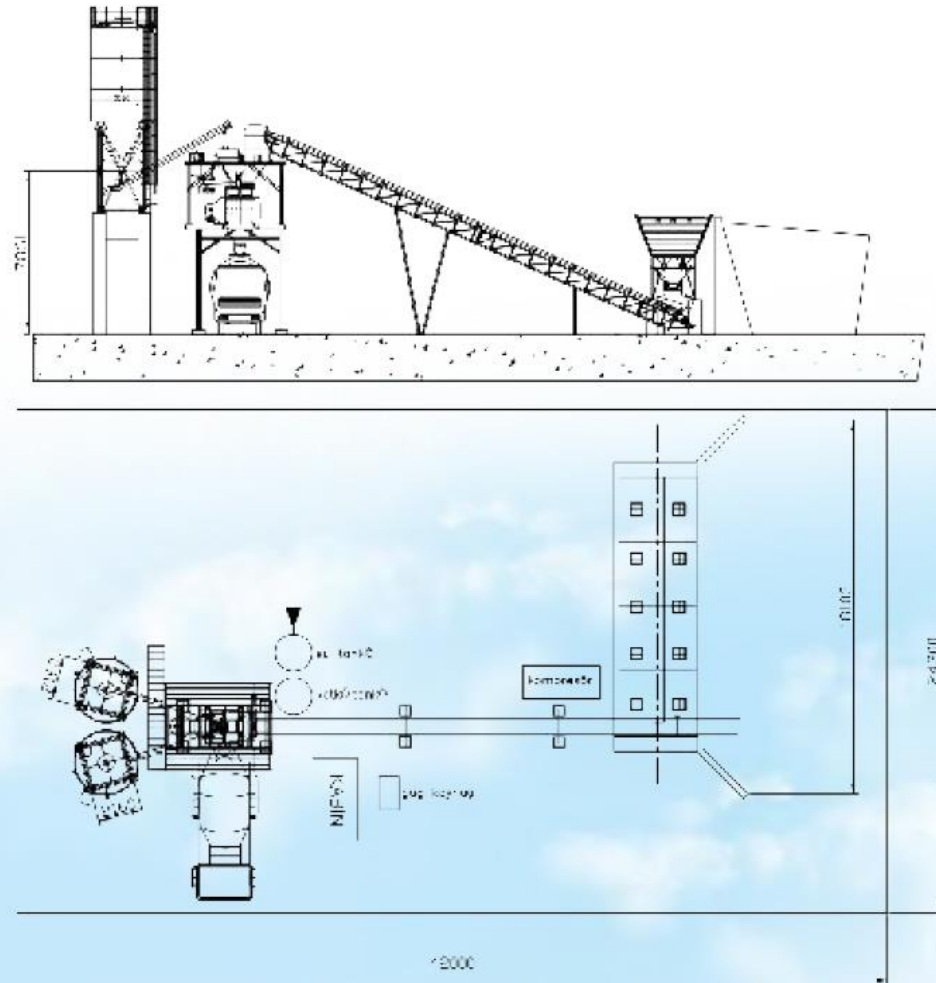
CONCRETE
BATCHING PLANT

ITAL MACHINERY
MACCHINA ITALIANA


30m³ - 60m³ Stationary Concrete Batching Plants



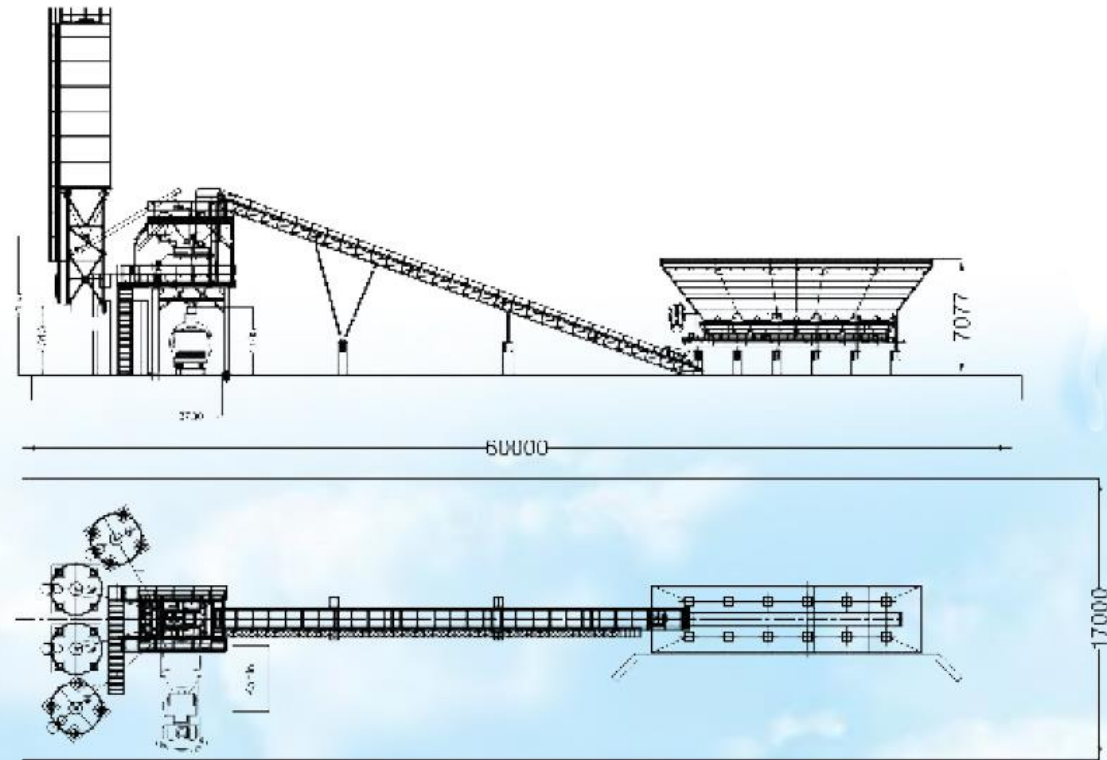
MODEL		StationMix30	StationMix60
Capacity/hr	m ³	20/25	60
Mixer Type Mikser Tipi	m ³	Planetary	Planetary Twin Shaft
Mixer Capacity	Liter	500	1000
Dry Filling Capacity	Liter	750	1500
Compacted Concrete - Output	Liter	500	1000
Aggregate Stocking	m ³	45 - 80	45 - 80
Aggregate Compartments	Each	3 - 4	3 - 4
Aggregate Weighing Hopper Capacity	m ³	2,5	4
Cement Weighing Hopper Capacity	Liter	300	600
Water Weighing Hopper Capacity	Liter	200	350
Total Power	kW	90	105
Voltage	400V-50HZ (Various alternatives)		



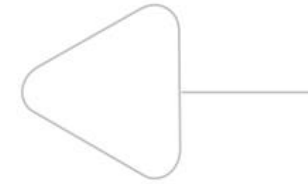
100m³ - 120m³ Stationary Concrete Batching Plants



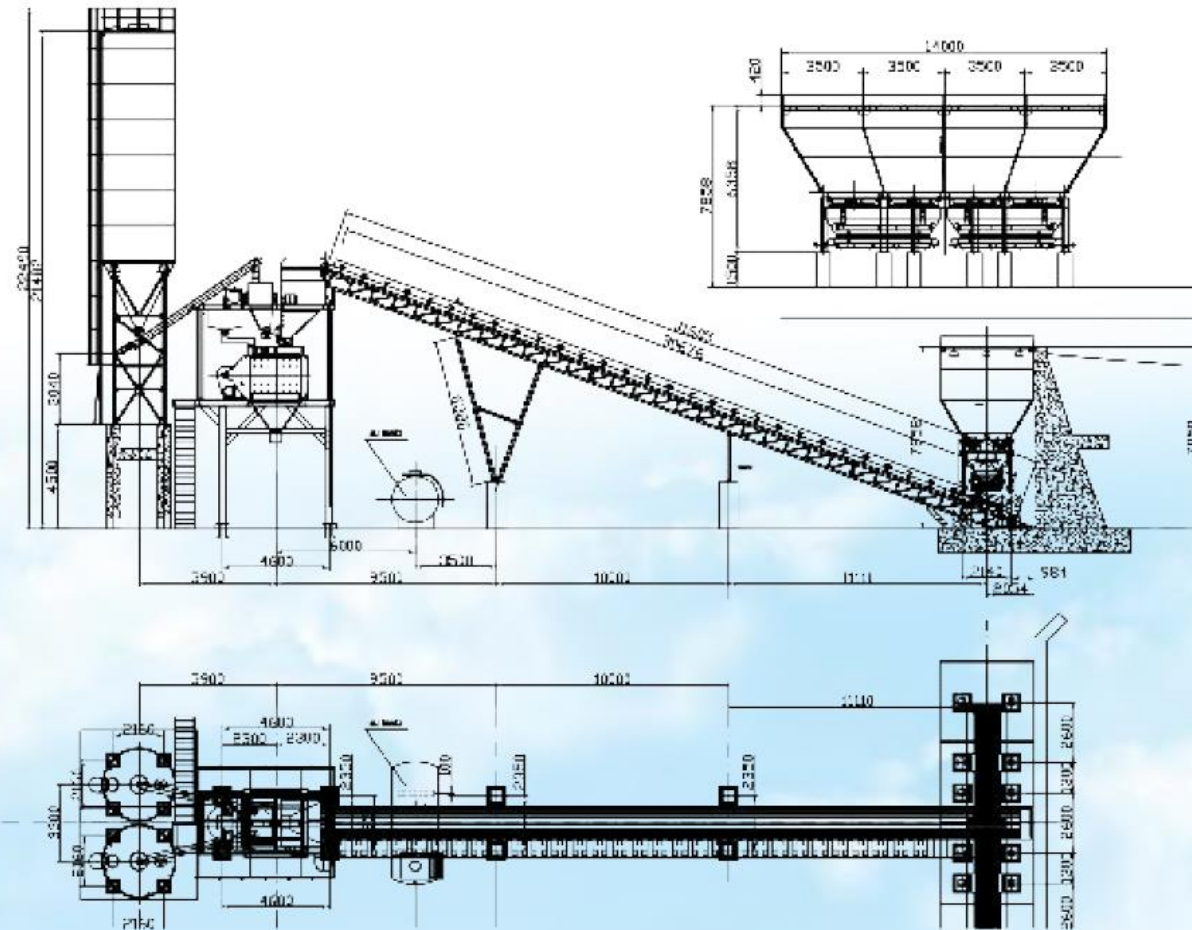
MODEL		StationMix100	StationMix120
Capacity/hr	m ³	90/100	120/150
Mixer Type	m ³	Planetary Twin Shaft	Twin Shaft
Mixer Capacity	Liter	2000	3000
Dry Filling Capacity	Liter	3000	4500
Compacted Concrete - Output	Liter	2000	3000
Aggregate Stocking	m ³	120 - 180	120 - 180
Aggregate Compartments	Each	4 - 6	4 - 6
Aggregate Weighing Hopper Capacity	m ³	8 - 10	8 - 10
Cement Weighing Hopper Capacity	Liter	1000	1500
Water Weighing Hopper Capacity	Liter	600	800
Total Power	kW	170	200
Voltage	400V-50HZ (Various alternatives)		



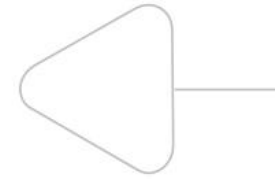
160m³ - 200m³ Stationary Concrete Batching Plants



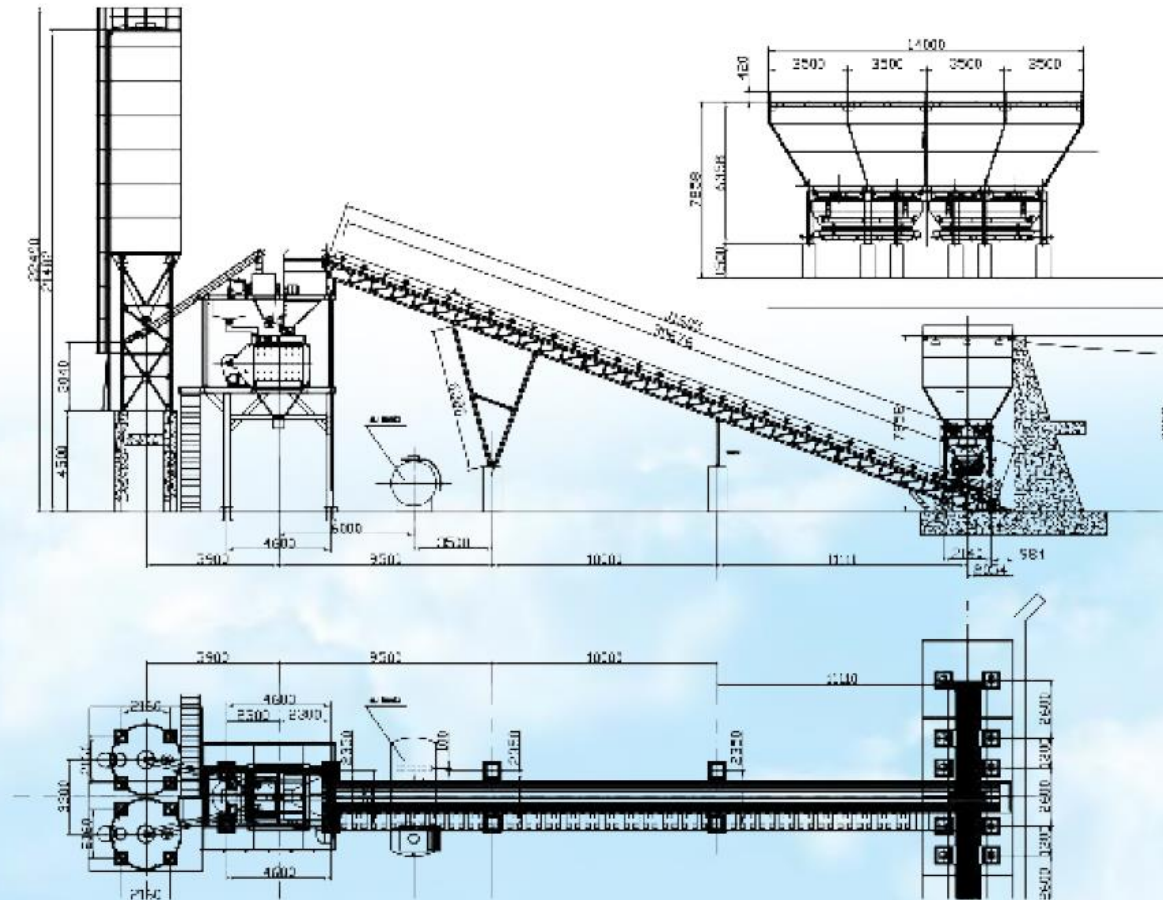
MODEL		StationMix160/200
Capacity/hr	m ³	160/200
Mixer Type	m ³	Twin Shaft
Mixer Capacity	Liter	4000
Dry Filling Capacity	Liter	6000
Compacted Concrete - Output	Liter	4000
Aggregate Stocking	m ³	120 - 180
Aggregate Compartments	Each	3 - 6
Aggregate Weighing Hopper Capacity	m ³	12
Cement Weighing Hopper Capacity	Liter	2000
Water Weighing Hopper Capacity	Liter	1200
Total Power	kW	280
Voltage	400V-50HZ (Various alternatives)	



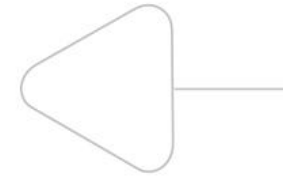
180m³ - 220m³ Stationary Concrete Batching Plants



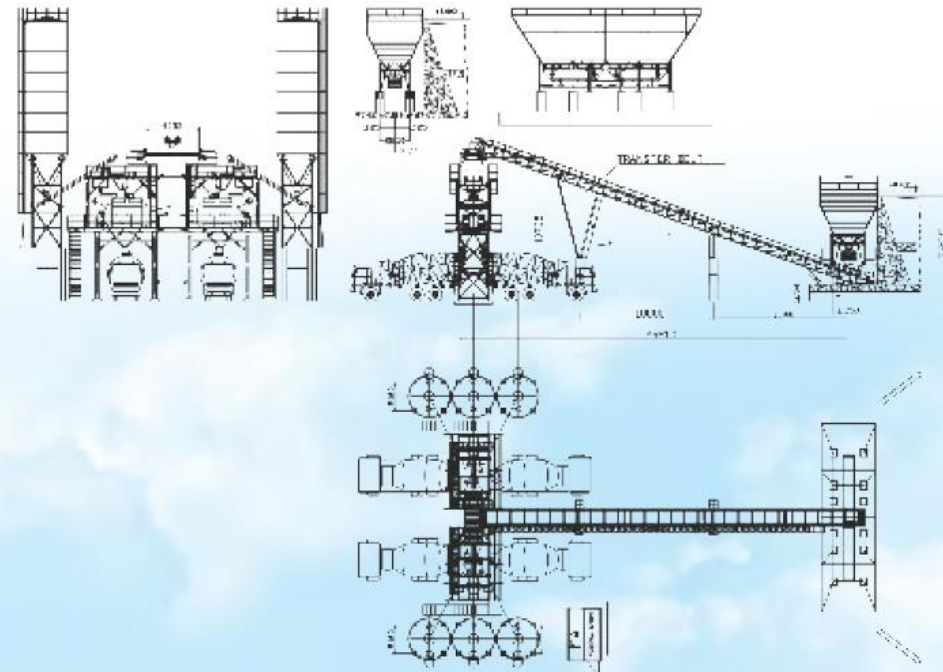
MODEL		StationMix 180/220
Capacity/hr	m ³	180/220
Mixer Type	m ³	Twin Shaft
Mixer Capacity	Liter	4500
Dry Filling Capacity	Liter	6750
Compacted Concrete - Output	Liter	4500 - 5000
Aggregate Stocking	m ³	120 - 180
Aggregate Compartments	Each	3 - 6
Aggregate Weighing Hopper Capacity	m ³	12
Cement Weighing Hopper Capacity	Liter	2000
Water Weighing Hopper Capacity	Liter	1200
Total Power	kW	310
Voltage	400V-50HZ (Various alternatives)	



220m³ - 300m³ Stationary Concrete Batching Plants



MODEL		StationMix220	StationMix300
Capacity/hr	m ³	220/250	300/330
Mixer Type	m ³	Twin Shaft	Twin Shaft
Mixer Capacity	Liter	2x3000	2x4000
Dry Filling Capacity	Liter	4500	6000
Compacted Concrete - Output	Liter	6000	8000
Aggregate Stocking	m ³	120 - 180	120 - 180
Aggregate Compartments	Each	3 - 6	3 - 6
Aggregate Weighing Hopper Capacity	m ³	8 - 10	8 - 10
Cement Weighing Hopper Capacity	Liter	2x1500	2x2000
Water Weighing Hopper Capacity	Liter	2x800	2x1200
Total Power	kW	330	460
Voltage	400V-50HZ (Various alternatives)		



CONTACT US



italmachinery.com.ua



sales@italmachinery.com.ua



+38 (067) 271 61 61

+38 (067) 371 61 61

+38 (067) 801 77 00

+38 (096) 449 32 08



facebook.com/italmachinery



[@italmachinery](https://instagram.com/italmachinery)



[Ital Machinery](https://YouTube.com/ItalMachinery)

ITAL MACHINERY
MACCHINA ITALIANA

